株式会社共立メンテナンス
2024年３月期 第３四半期
決算補足説明資料

Kyoritsu Maintenance Co., Ltd.
Supplemental Material for Financial Results for FY 3/24 Q3

よい朝のために。
KYORITSU
HOTELS & DORMITORIES

2024年２月９日
February 9, 2024

連結業績と主要経営指標 /
Overview of Consolidated Financial Results and Main Financial Indicators

よい朝のために。 KYORITSU HOTELS & DORMITORIES

億円 100 million yen	FY 3/19 3Q累計実績 Q3 Results (2018/4–12)	FY 3/23 3Q累計実績 Q3 Results (2022/4–12)	FY 3/24 3Q累計実績 Q3 Results (2023/4–12)	前期対比 YoY Comparison A		特殊要因 / Special Causes 大規模ﾘﾆｭｰｱﾙ工事増減分 YoY Comparison of Increase/Decrease in Cost for Large-Scale Renewal B	コロナ療養施設増減分 YoY Comparison of Increase/Decrease in facilities for people who have been infected with the COVID-19 C	2022年4月以降開業棟増減分 YoY Comparison of Increase/Decrease in opened after April 2022 onwards D	左記要因除く前期対比 YoY Comparison without Factors on the Left A－B－C－D
売上高 Net Sales	1,238	1,291	**1,510**	+219	+17.0%	-7	+5	+86	**+135**
営業利益 Operating Income	120	68	**135**	+67	+99.0%	-11	-14	+25	**+67**
経常利益 Ordinary Income	117	65	**133**	+67	+102.6%				
当期純利益 Net Income	79	41	**79**	+37	+91.4%				
EPS(円) EPS (yen)	204.5	106.3	**203.3**	+97.0	+91.3%				
減価償却費 Depreciation Expense	34	44	**49**	+4	+10.6%				
キャッシュ・フロー※1 Cash Flow*1	114	86	**128**	+42	+49.5%				
設備投資額 Capital Investment	87	44	**130**	+85	+194.9%				

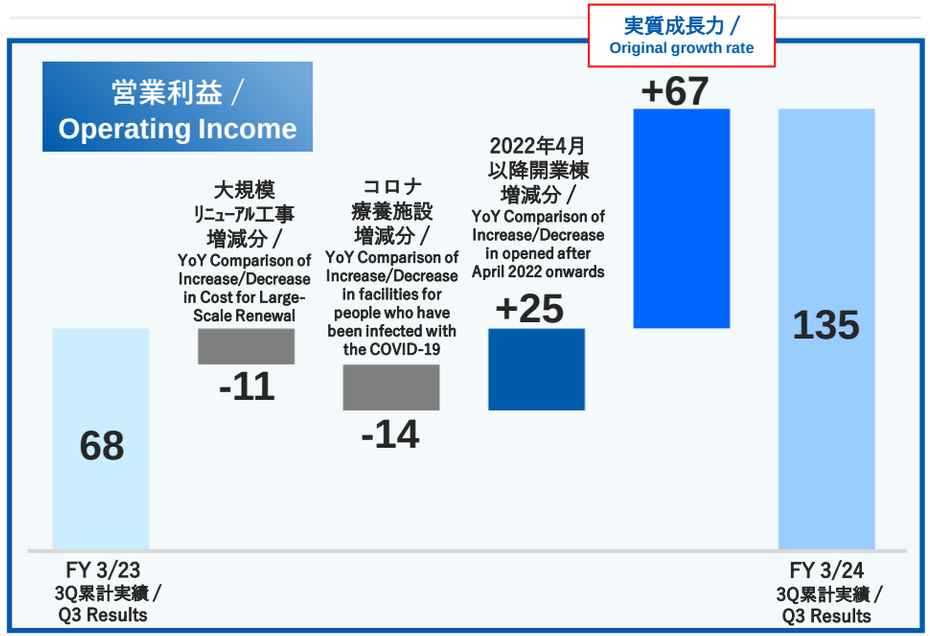

※1 キャッシュ・フロー：当期純利益+減価償却費 / *1 Cash Flow: Net Income + Depreciation Expense

Copyright © kyoritsugroup.co.jp All rights reserved.

売上高及び営業利益の事業セグメント別内訳 /
Breakdown of Net Sales and Operating Income by Business Segments

よい朝のために。 KYORITSU HOTELS & DORMITORIES

3Q累計/Q3 Cumulative Results : FY 3/19 FY 3/23 FY 3/24

（億円）/ (100 million yen)

売上高 / Net Sales

ホテル合計 / Hotel Business Total

3Q累計 / Q3 Cumulative Results

FY 3/19	595
FY 3/23	746
FY 3/24	**943**

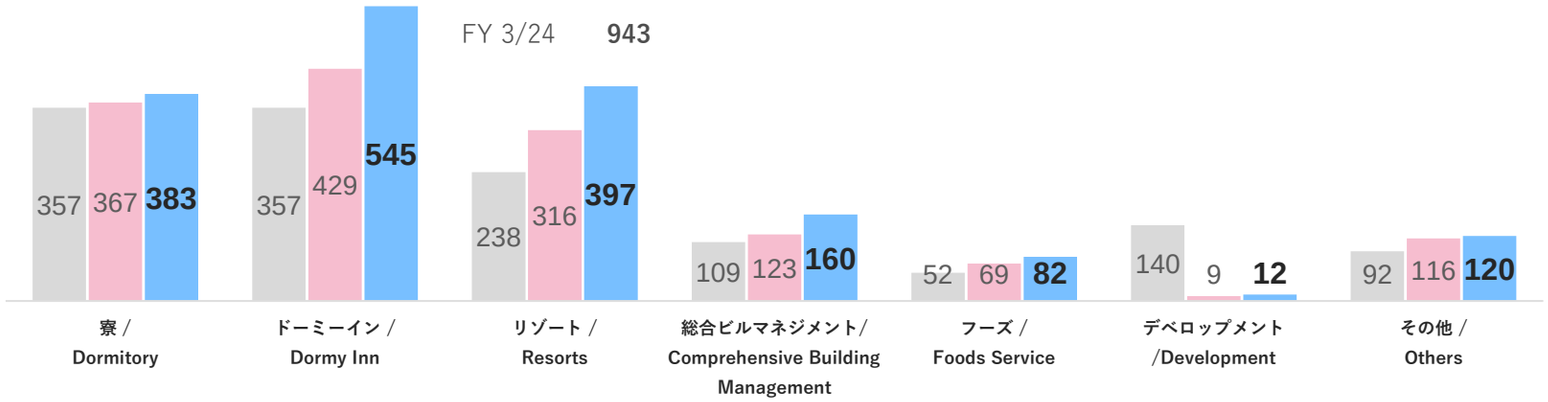

営業利益 / Operating Income

ホテル合計 / Hotel Business Total

3Q累計 / Q3 Cumulative Results

FY 3/19	74.9
FY 3/23	58.7
FY 3/24	**125.9**

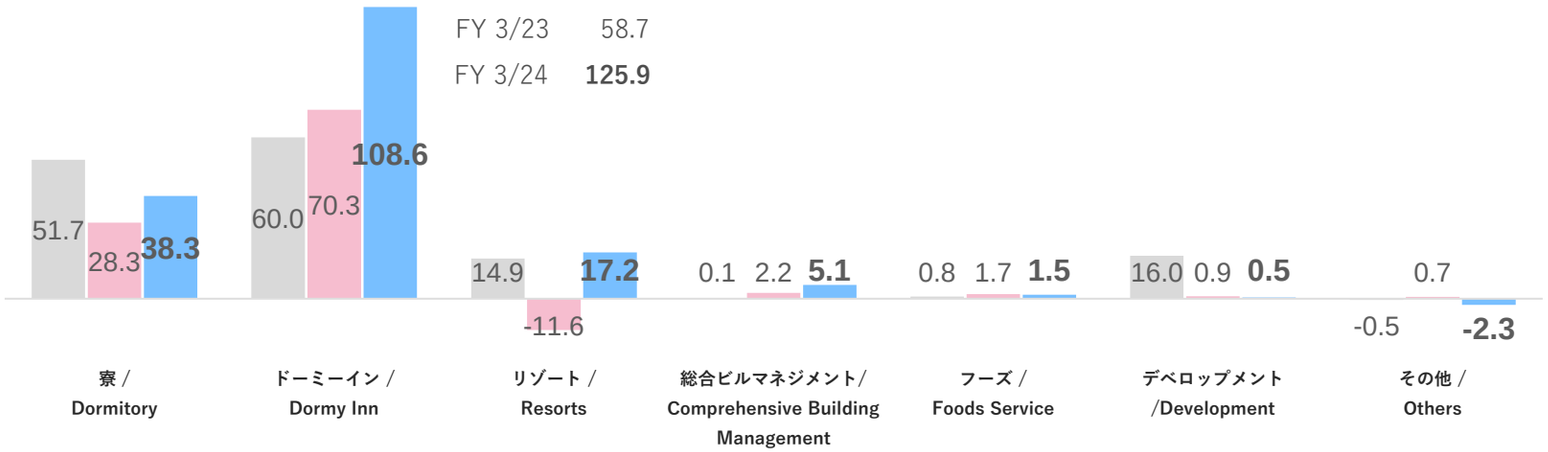

セグメント別構成比 FY 3/24 3Q累計(セグメント間内部取引消去前) /
Breakdown by Segments FY 3/24 Q3 Cumulative
(Before eliminations of intersegment transactions)

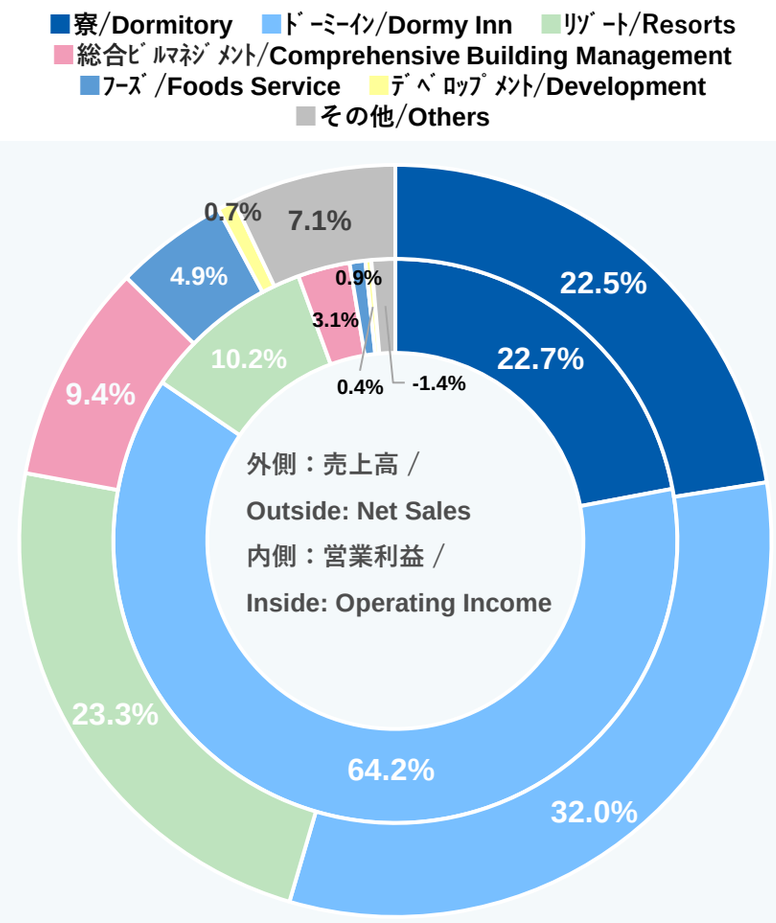

Copyright © kyoritsugroup.co.jp All rights reserved.

寮事業：期初稼働率及び契約別室数推移 /
Dormitory Business: Trends in Initial Number of Leased Units & Occupancy Ratio

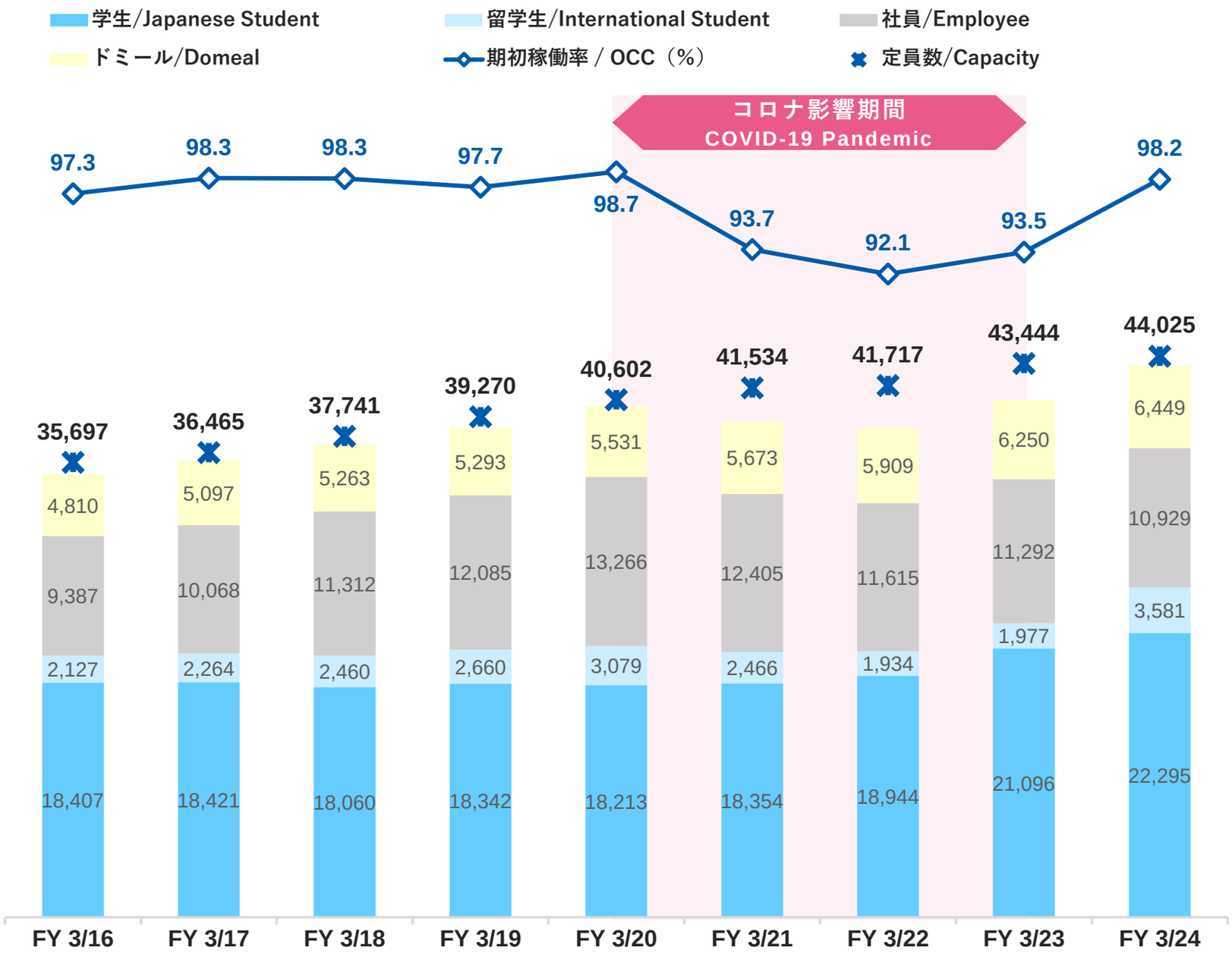

	FY 3/22	FY 3/23	YoY	FY 3/24	YoY
期初稼働率 Occupancy Ratio at the Beginning	92.1%	93.5%	+1.4pt	98.2%	+4.7pt
物件数(棟) Number of Properties (Facilities)	502	514	+12	519	+5
定員数(室) Number of Rooms	41,717	43,444	+1,727	44,025	+581
稼働数(室) Number of Rooms Occupied	38,402	40,615	+2,213	43,254	+2,639

稼働数の内訳（室）/Breakdown of Occupied Rooms (Unit: rooms)

	FY 3/22	FY 3/23	YoY	FY 3/24	YoY
ドミール Domeal	5,909	6,250	+341	6,449	+199
社員 Employee	11,615	11,292	-323	10,929	-363
留学生 International Student	1,934	1,977	+43	3,581	+1,604
学 生 Japanese Student	18,944	21,096	+2,152	22,295	+1,199

Copyright © kyoritsugroup.co.jp All rights reserved.

ドーミーイン事業：稼働率及び客室単価の四半期別推移 /
Dormy Inn Business: Quarterly Trends in Occupancy Ratio and Average Daily Rate

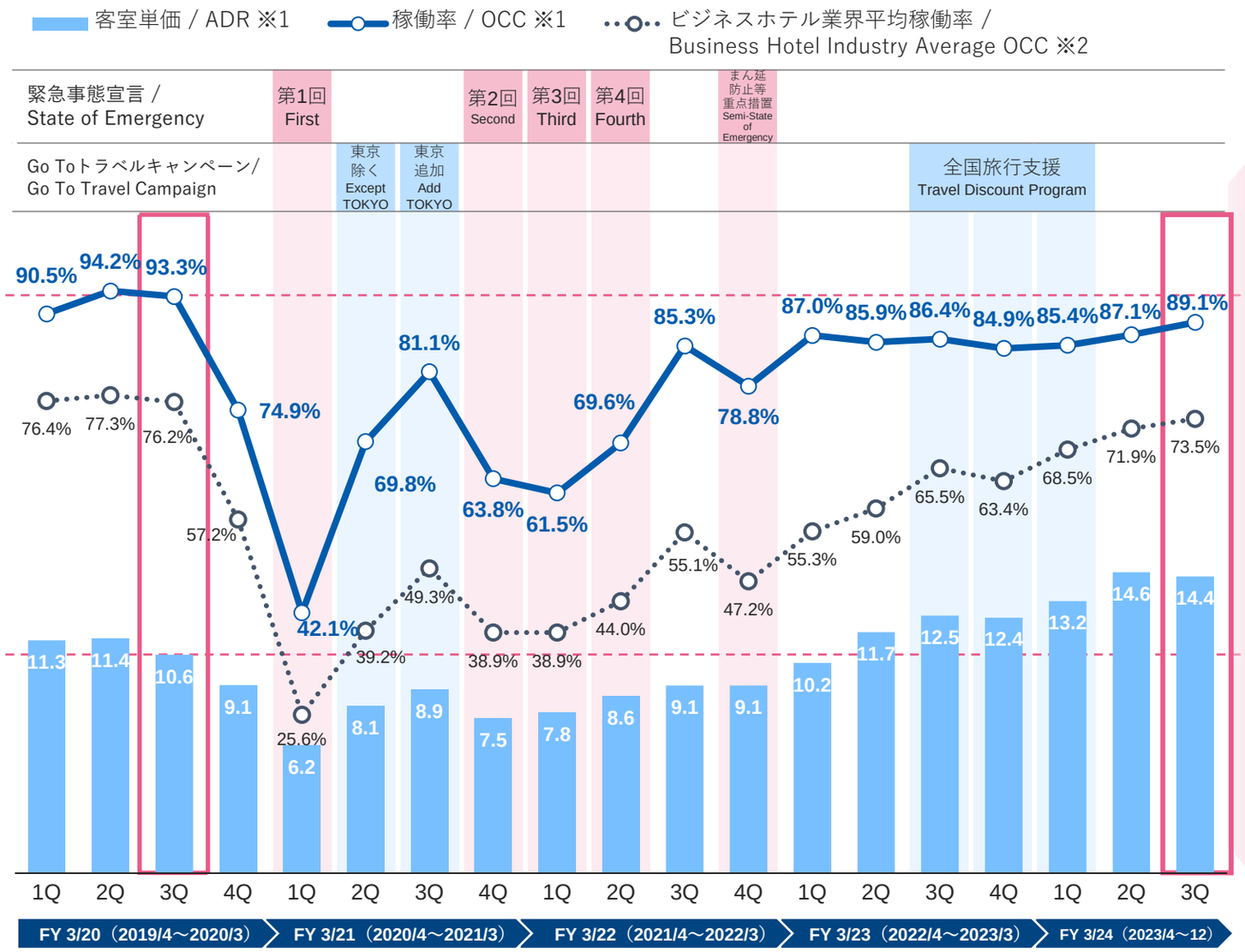

10-12月実績及び2024年1月速報
October-December Results & January Preliminary Figures

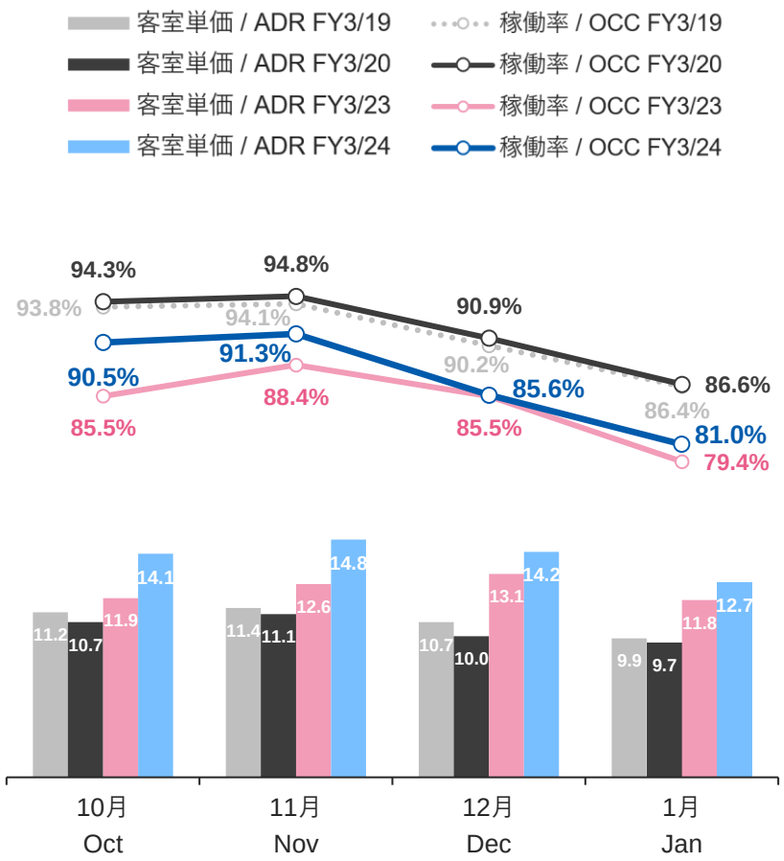

※1　3期を同一条件下で比較するために 2022年４月以降に開業したホテルを除外 / The table above shows figures excluding hotels that opened in April 2022 or later, in order to enable comparison between the three periods under the same conditions.
※2　出典：観光庁ホームページに基づいて当社作成/ Source: Japan Tourism Agency Homepage

Copyright © kyoritsugroup.co.jp All rights reserved.

ドーミーイン事業：RevPARの四半期別推移 /
Dormy Inn Business: RevPAR by Quarter

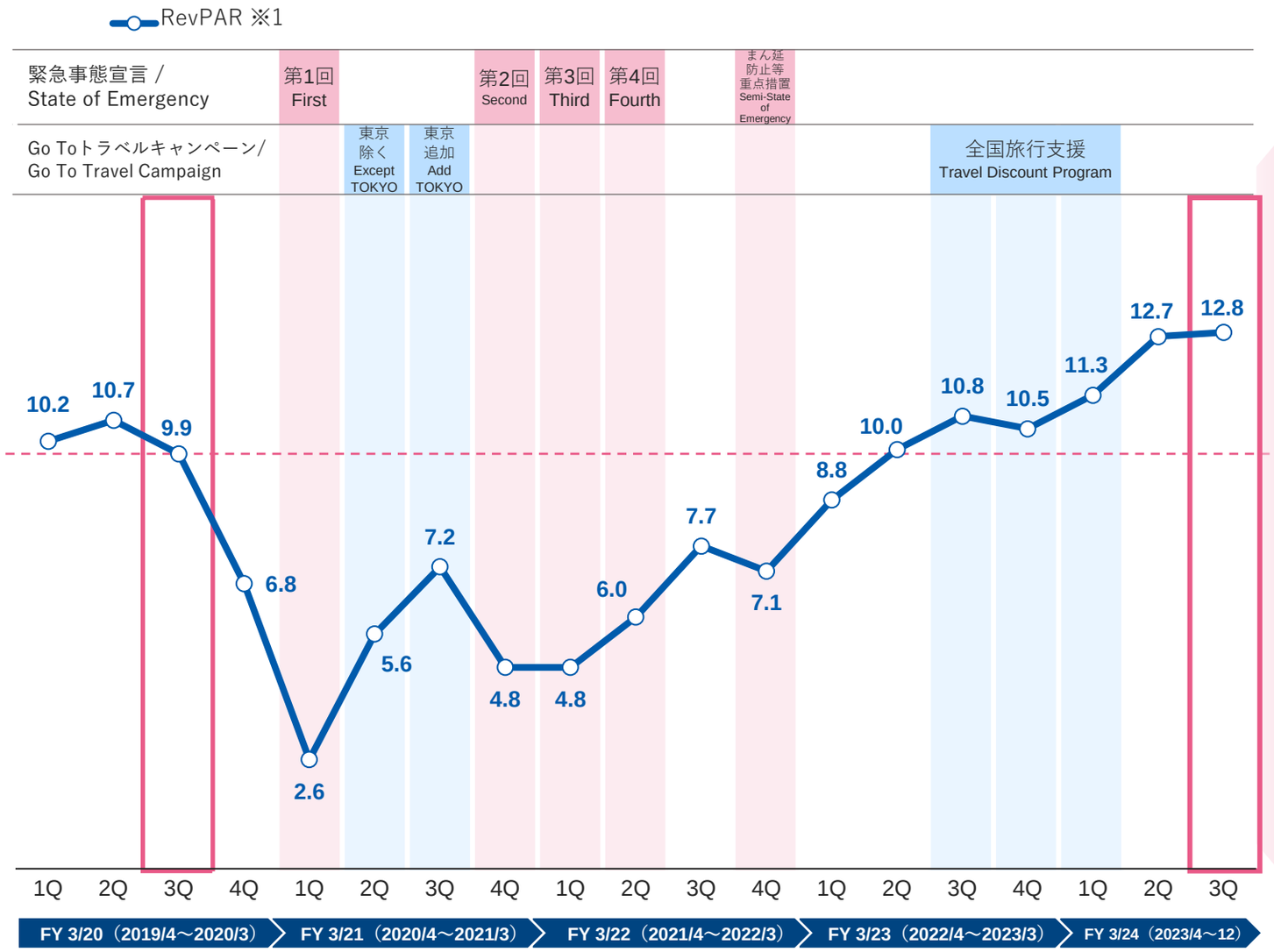

10-12月実績及び2024年1月速報
October-December Results & January Preliminary Figures

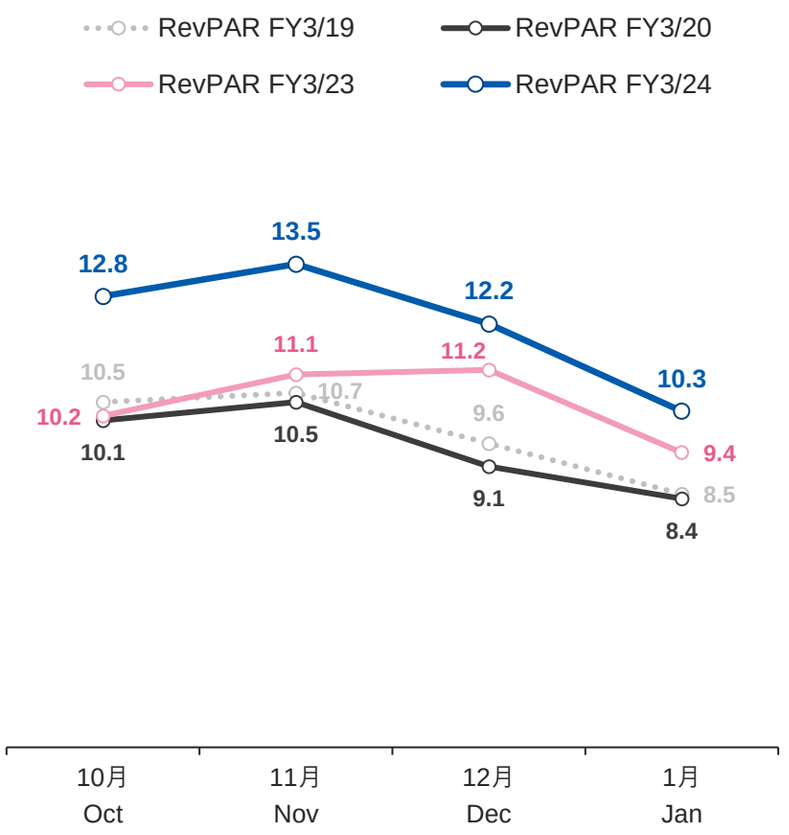

※1　3期を同一条件下で比較するために 2022年４月以降に開業したホテルを除外/ The table above shows figures excluding hotels that opened in April 2022 or later, in order to enable comparison between the three periods under the same conditions.

Copyright © kyoritsugroup.co.jp All rights reserved.

リゾート事業：稼働率及び客室単価の四半期別推移 /
Resorts Business: Quarterly Trends in Occupancy Ratio and Average Daily Rate

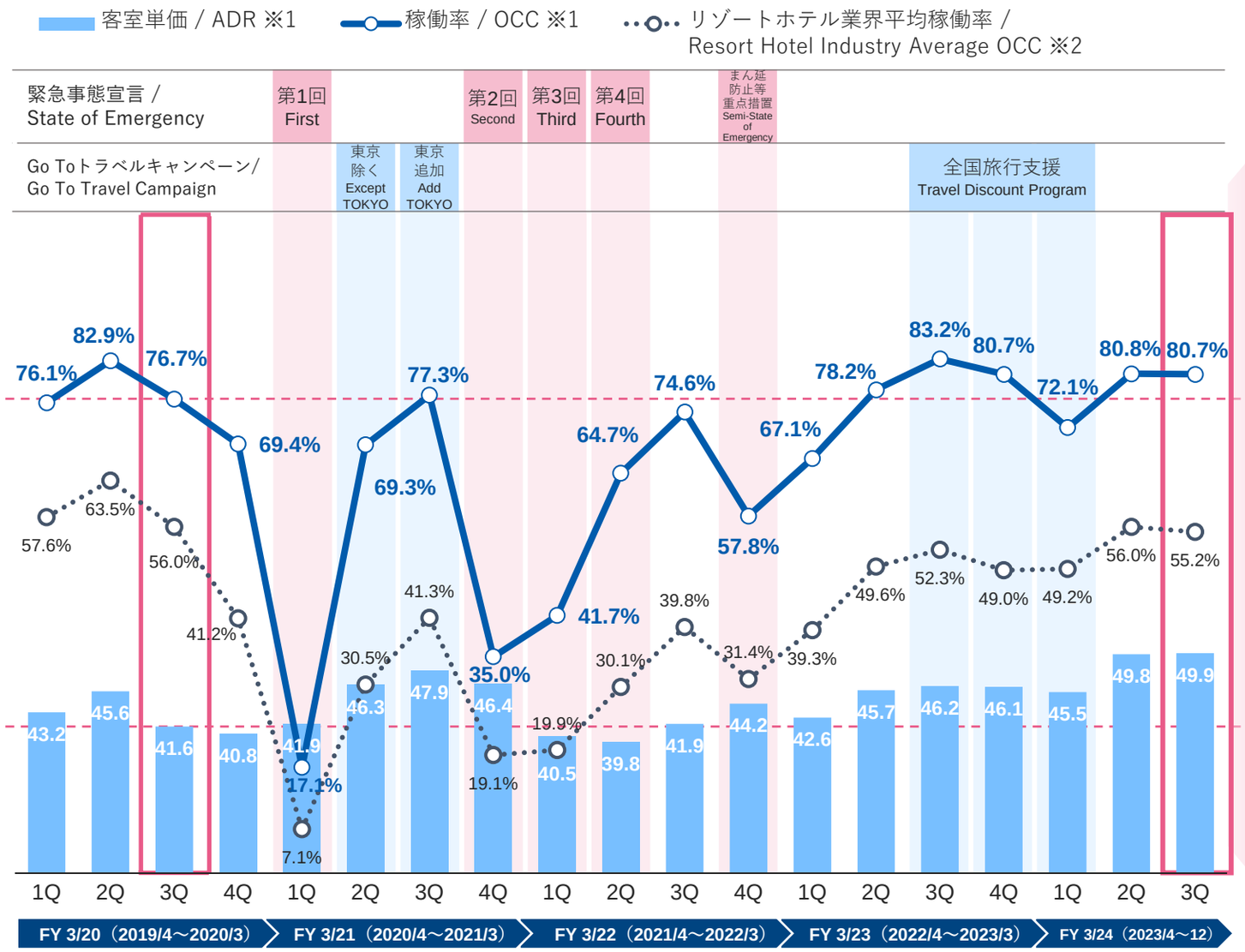

10-12月実績及び2024年1月速報
October-December Results & January Preliminary Figures

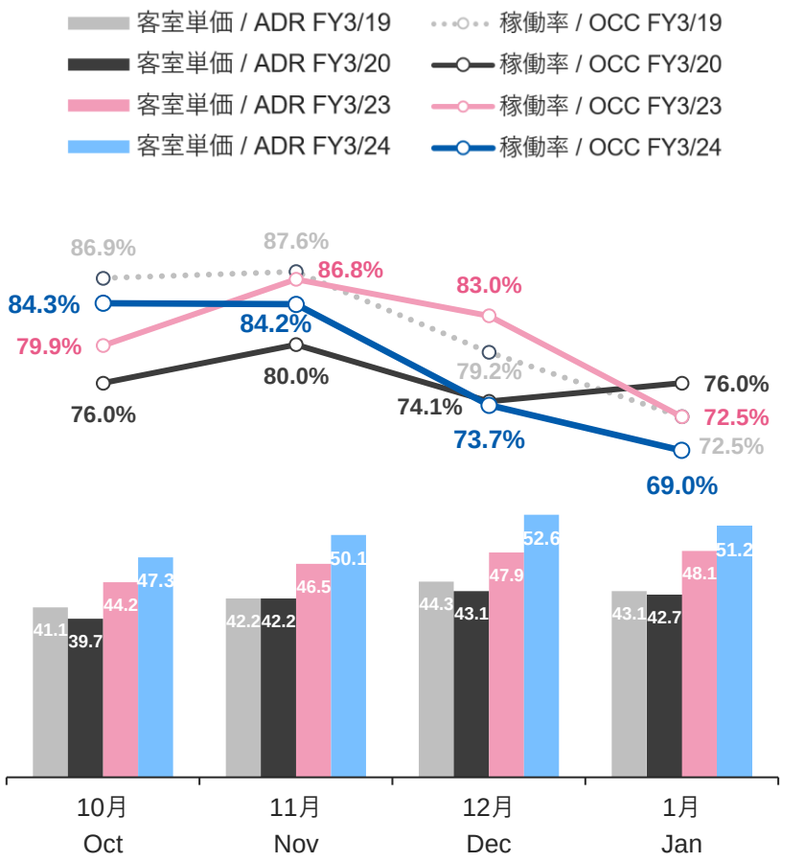

※1　3期を同一条件下で比較するために 2022年４月以降に開業したホテルを除外 / The table above shows figures excluding hotels that opened in April 2022 or later, in order to enable comparison between the three periods under the same conditions.
※2　出典：観光庁ホームページに基づいて当社作成/ Source: Japan Tourism Agency Homepage

Copyright © kyoritsugroup.co.jp All rights reserved.

リゾート事業：RevPARの四半期別推移 /
Resorts Business: RevPAR by Quarter

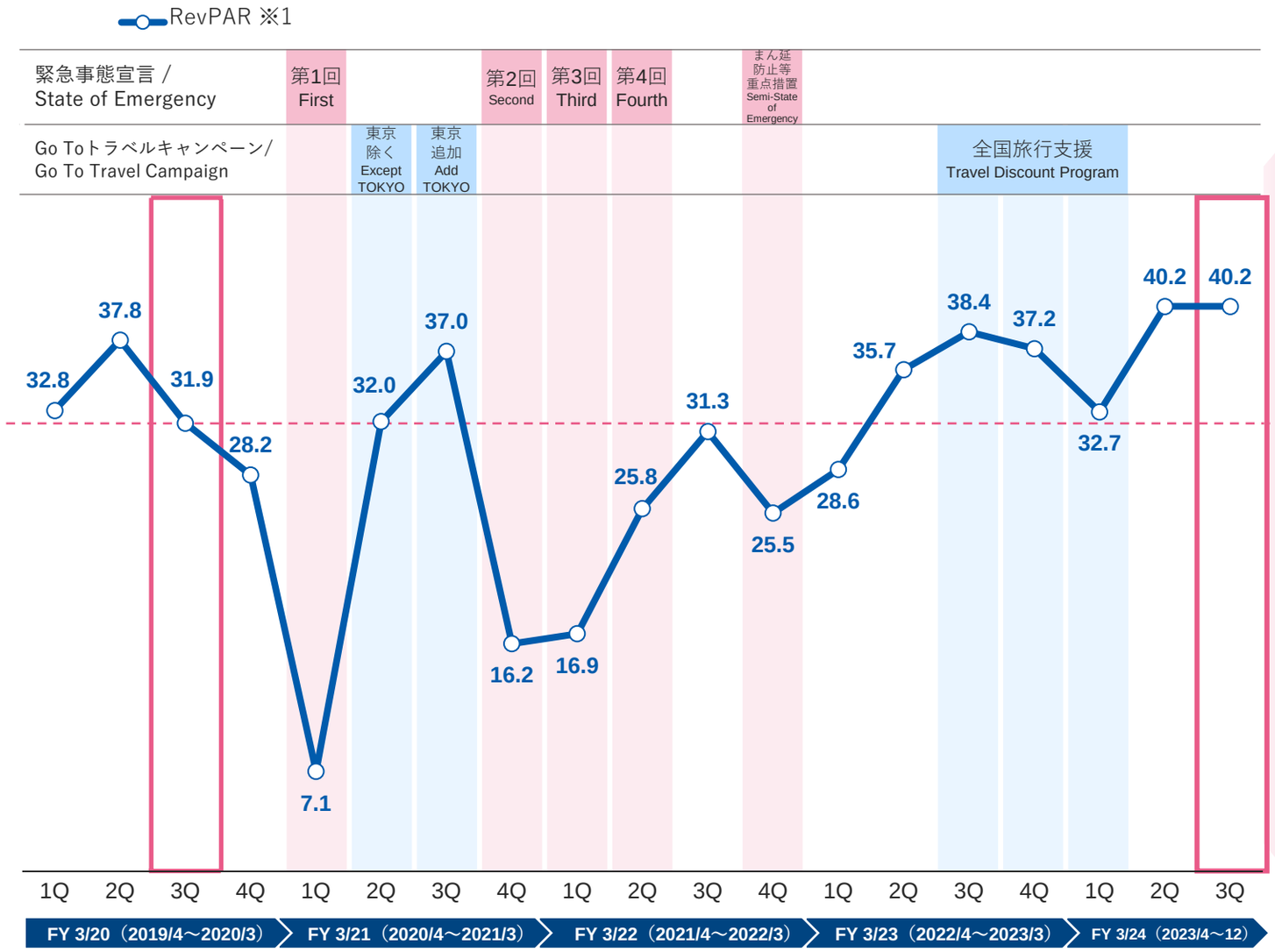

10-12月実績及び2024年1月速報
October-December Results & January Preliminary Figures

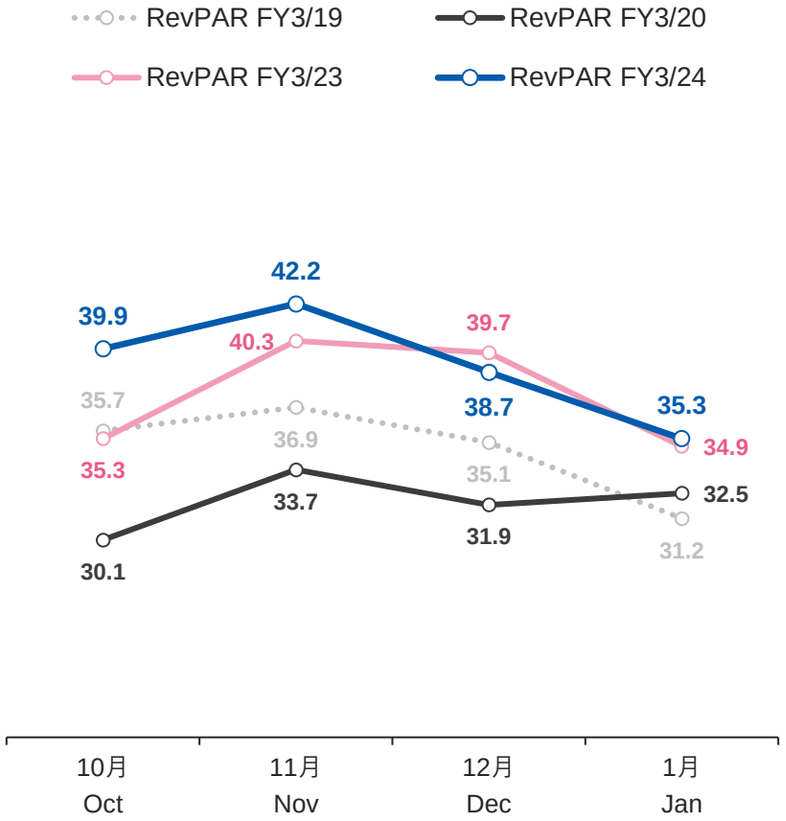

※1　3期を同一条件下で比較するために 2022年４月以降に開業したホテルを除外/ The table above shows figures excluding hotels that opened in April 2022 or later, in order to enable comparison between the three periods under the same conditions.

Copyright © kyoritsugroup.co.jp All rights reserved.

免責事項 / Disclaimer

本資料の内容に関しては、万全を期しておりますが、その内容の正確性、確実性、妥当性及び公正性を保証するものではありません。本資料に記載された意見や予測などは資料作成時点での弊社の判断であり、様々な要因の変化により、実際の業績や結果とは大きく異なる可能性があることを御承知おき下さい。また、予告なしに内容が変更又は廃止される場合がございます。

While efforts have been undertaken to make the information herein as complete as possible, no guarantee is given regarding its accuracy, reliability, validity, or fairness. All opinions, estimates, and other statements herein reflect our judgment at the time this information was created. Please be advised that actual performance and results may vary significantly because of changes in a wide variety of factors. Furthermore, please note that the information herein is subject to revision or retraction without prior notice.

よい朝のために。

KYORITSU

HOTELS & DORMITORIES